



# UNAUDITED INTERIM FINANCIAL REPORT

*FOR THE FISCAL MONTH ENDED  
May 31, 2022*

## Executive Financial Summary

	May 2022	YTD	YTD % of Budget
<b>All Funds</b>			
Revenues	\$20,259,091	\$381,777,444	66.67%
Expenses	\$35,869,189	\$317,790,774	40.07%
<b>General Fund</b>			
Revenues	\$12,048,229	\$283,207,487	86.01%
Expenses	\$25,662,257	\$200,991,278	49.96%

The percentage of budget excludes \$19M for emergencies

# Condensed Financial Report For the Month Ended May 31, 2022

## El Paso County, Texas Auditor's Unaudited Monthly Condensed Financial Report for the month ended May 31, 2022

Budgeted Funds	Fund Balances	YTD Revised Budget	YTD/LTD Expenditures	YTD Encumb./Req.	YTD Available Budget
General Fund	\$178,010,770	\$421,356,486	\$200,991,278	\$12,027,352	\$208,337,856
Special Revenue	36,681,915	54,929,942	15,774,906	10,315,395	28,839,641
Debt Service	8,549,658	19,880,919	16,234,944	-	3,645,975
Enterprise	16,555,819	4,476,042	1,805,812	141,809	2,528,421
Internal Service (non-budgeted)	1,489,501	25,106	22,141,550	6,444	-
<b>Total Year to Date (YTD)</b>	<b>\$241,287,663</b>	<b>\$500,668,495</b>	<b>\$256,948,490</b>	<b>\$22,491,000</b>	<b>\$243,351,893</b>
Multiyear Funds	Fund Balances	LTD Revised Budget	LTD Expenditures	LTD Encumb./Req.	LTD Available Budget
Capital Projects	\$29,488,788	\$272,990,098	\$242,986,121	\$13,964,201	\$16,039,776
Grants	64,052,285	449,798,940	2,771,977	(110,217)	447,137,180
Agency EPC-CSCD	-	15,611,594	9,361,917	971,025	5,278,652
<b>Total Life to Date (LTD)</b>	<b>\$93,541,073</b>	<b>\$738,400,632</b>	<b>\$255,120,015</b>	<b>\$14,825,009</b>	<b>\$468,455,608</b>

Additional information may be obtained at:

the County Auditor's Office, 800 East Overland Street, Room 406, El Paso, Texas 79901-2407

or online at <http://www.epcounty.com/auditor/publications/monthlyreports.htm>

# *Revenues*



# Revenue Summary by Fund Type as of FMO8

REVENUES	MTD ACTUALS	YTD ACTUALS
AGENCY FUND	(\$917)	(\$10,582)
ADULT PROBATION	(252,065)	(7,345,939)
CAPITAL PROJECTS FUND	(125,689)	(10,349,415)
<b>COUNTY GENERAL FUND</b>	<b>(12,048,229)</b>	<b>(283,207,487)</b>
COUNTY GRANTS	(2,138,486)	(14,122,200)
DEBT SERVICE	(88,285)	(18,000,093)
ENTERPRISE FUND	(208,663)	(1,912,882)
INTERNAL SERVICE	(2,248,246)	(22,940,246)
SPECIAL REVENUE	(3,148,511)	(23,888,600)
<b>TOTAL</b>	<b>(\$20,259,091)</b>	<b>(\$381,777,444)</b>



# General Fund Revenue by Source YTD as of FMO8

Revenue Source	FY 2021 Revenue	FY 2022 Revenue	Increase/(Decrease) over prior year actuals
PROPERTY TAXES	(\$203,359,209)	(\$205,424,206)	\$2,064,997
SALES AND USE TAX	(34,597,512)	(40,017,623)	5,420,112
SALES AND USE TAX-ST MOTOR VEHICLE	(5,483,315)	(6,930,841)	1,447,526
BINGO TAX	(17,239)	(36,363)	19,124
STATE MIXED BEVERAGE TAX	(1,096,487)	(2,076,188)	979,700
VEHICLE INVENTORY TAXES	(39,036)	(71,552)	32,516
LICENSES AND PERMITS	(187,074)	(178,228)	(8,846)
INTERGOVERNMENTAL	(3,840,064)	(3,628,068)	(211,996)
CHARGES FOR SERVICES	(18,394,602)	(20,934,337)	2,539,735
FINES AND FORFEITS	(2,169,266)	(1,935,025)	(234,241)
INTEREST	(218,187)	(554,372)	336,185
MISCELLANEOUS REVENUE	(612,384)	(841,873)	229,489
OTHER FINANCING SOURCES	(571,651)	(578,811)	7,160
<b>Total</b>	<b>(\$270,586,027)</b>	<b>(\$283,207,487)</b>	<b>\$12,621,460</b>

# General Fund Revenue by Source

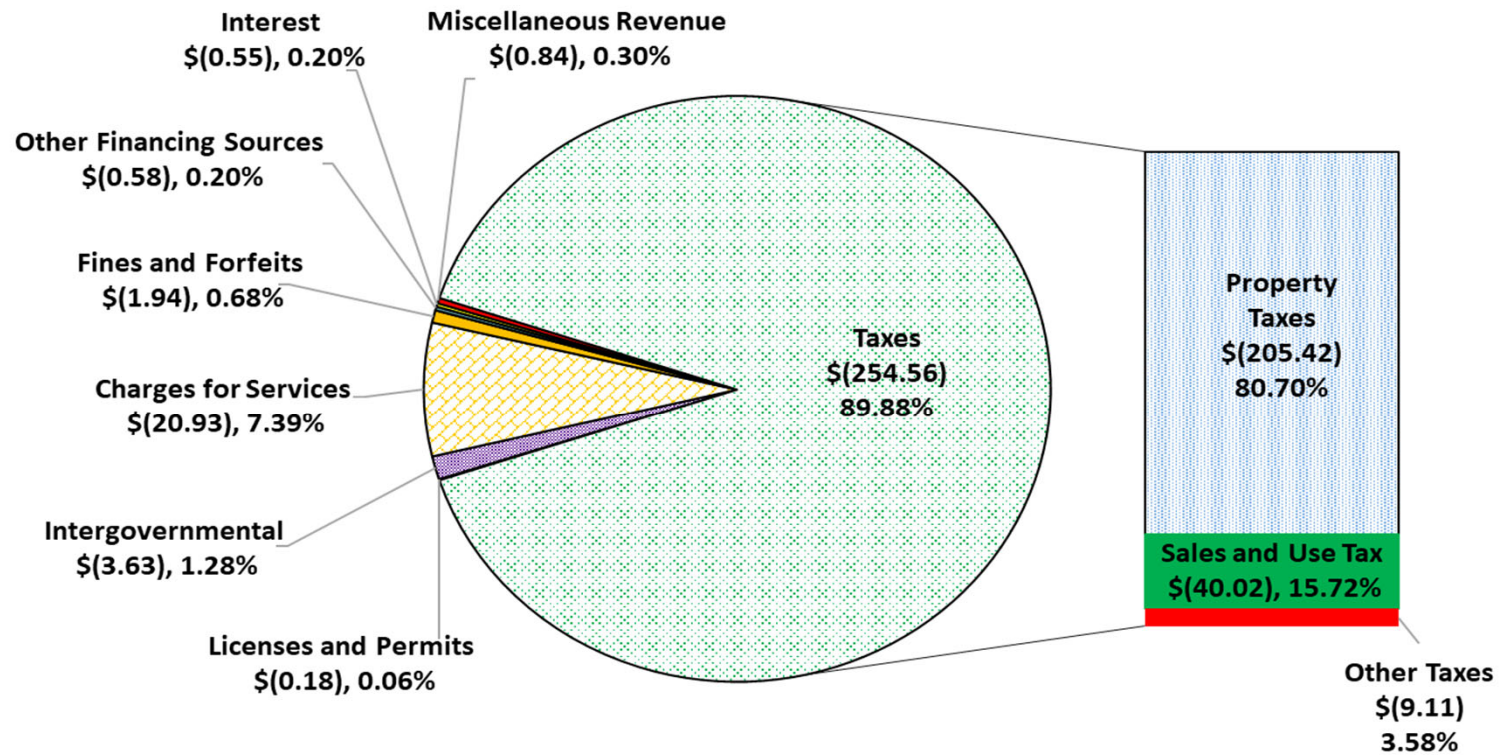
## Budget to Actual YTD as of FM08

Revenue by Source	Revised Budget	FM8	YTD Actuals	YTD % of Est. Budget Collected
PROPERTY TAXES	(\$213,099,360)	(\$1,062,620)	(\$205,424,206)	96.40%
SALES AND USE TAX	(60,362,135)	(6,335,776)	(40,017,623)	66.30%
SALES AND USE TAX-ST MOTOR VEHICLE	(5,483,315)	-	(6,930,841)	126.40%
BINGO TAX	(28,000)	(2,681)	(36,363)	129.87%
STATE MIXED BEVERAGE TAX	(2,515,284)	(326,491)	(2,076,188)	82.54%
VEHICLE INVENTORY TAX	(42,939)	-	(71,552)	166.64%
LICENSES AND PERMITS	(288,025)	(21,890)	(178,228)	61.88%
INTERGOVERNMENTAL	(6,977,016)	(880,814)	(3,628,068)	52.00%
CHARGES FOR SERVICES	(33,717,122)	(2,790,644)	(20,934,337)	62.09%
FINES AND FORFEITS	(3,635,522)	(251,688)	(1,935,025)	53.23%
INTEREST	(301,804)	(152,076)	(554,372)	183.69%
MISCELLANEOUS REVENUE	(1,795,759)	(147,188)	(841,873)	46.88%
OTHER FINANCIAL SOURCES	(1,038,102)	(76,360)	(578,811)	55.76%
<b>Total</b>	<b>(\$329,284,383)</b>	<b>(\$12,048,229)</b>	<b>(\$283,207,487)</b>	<b>86.01%</b>

\*FM08-66.67% of the fiscal year is expired



# General Fund Revenue by Source YTD as of FMO8



Amounts are in Millions

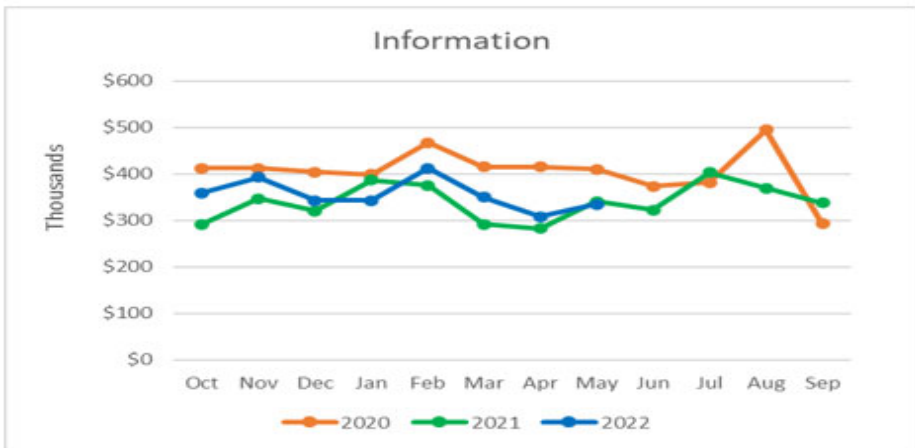


# 3 Year Budget – General Fund Actual Revenue Comparison

## Revenue YTD as of FM8 (66.67% of Yr Expired)

	2020	2021	2022
All Revenue Budget	(\$299,640,613)	(\$311,947,865)	(\$329,284,383)
Total Revenue Actuals	(260,777,993)	(270,586,027)	(283,207,487)
<b>Actual Collection As % of Budget</b>	<b>87.03%</b>	<b>86.74%</b>	<b>86.01%</b>
Budget- Property Tax	(\$190,163,264)	(\$205,466,716)	(\$213,099,360)
Total Actuals - Property Tax	(190,514,986)	(203,359,209)	(205,424,206)
<b>Collections As % of Budget</b>	<b>100.18%</b>	<b>98.97%</b>	<b>96.40%</b>
Budget Sales & Use Tax	(\$49,000,000)	(\$49,411,665)	(\$60,362,135)
Total Actuals - Sales & Use Tax	(31,608,281)	(34,597,512)	(40,017,623)
<b>Collections As % of Budget</b>	<b>64.51%</b>	<b>70.02%</b>	<b>66.30%</b>

# Sales and Use Tax:



# *Expenditures*



# Expenditure Summary by Fund Type

EXPENDITURES	MTD ACTUALS	YTD ACTUALS
ADULT PROBATION	\$1,024,373	\$8,598,164
CAPITAL PROJECTS FUND	1,464,545	7,908,433
<b>COUNTY GENERAL FUND</b>	<b>25,662,257</b>	<b>200,991,278</b>
COUNTY GRANTS	2,772,133	44,055,948
DEBT SERVICE	-	16,234,944
ENTERPRISE FUND	223,105	2,209,191
INTERNAL SERVICE	2,231,862	22,141,550
SPECIAL REVENUE	2,490,913	15,651,268
<b>TOTAL</b>	<b>\$35,869,189</b>	<b>\$317,790,774</b>



# General Fund Expenditures by Function

Function Description	Revised Budget	Period Actuals	YTD Actuals	% Budget Expended
General Government	\$129,442,817	\$5,650,267	\$61,488,254	47.50%
Administration of Justice	82,230,085	5,974,665	44,033,642	53.55%
Public Safety	145,252,366	12,473,642	82,809,810	57.01%
Health and Welfare	10,436,060	559,195	4,989,289	47.81%
Community Services	678,406	27,533	67,404	9.94%
Resource Development	13,239,330	168,955	756,300	5.71%
Culture and Recreation	8,140,047	497,064	4,012,948	49.30%
Public Works	12,921,611	310,936	2,833,631	21.93%
<b>Total</b>	<b>\$402,340,722</b>	<b>\$25,662,257</b>	<b>\$200,991,278</b>	<b>49.96%</b>

\*FM08-66.67% of the fiscal year is expired

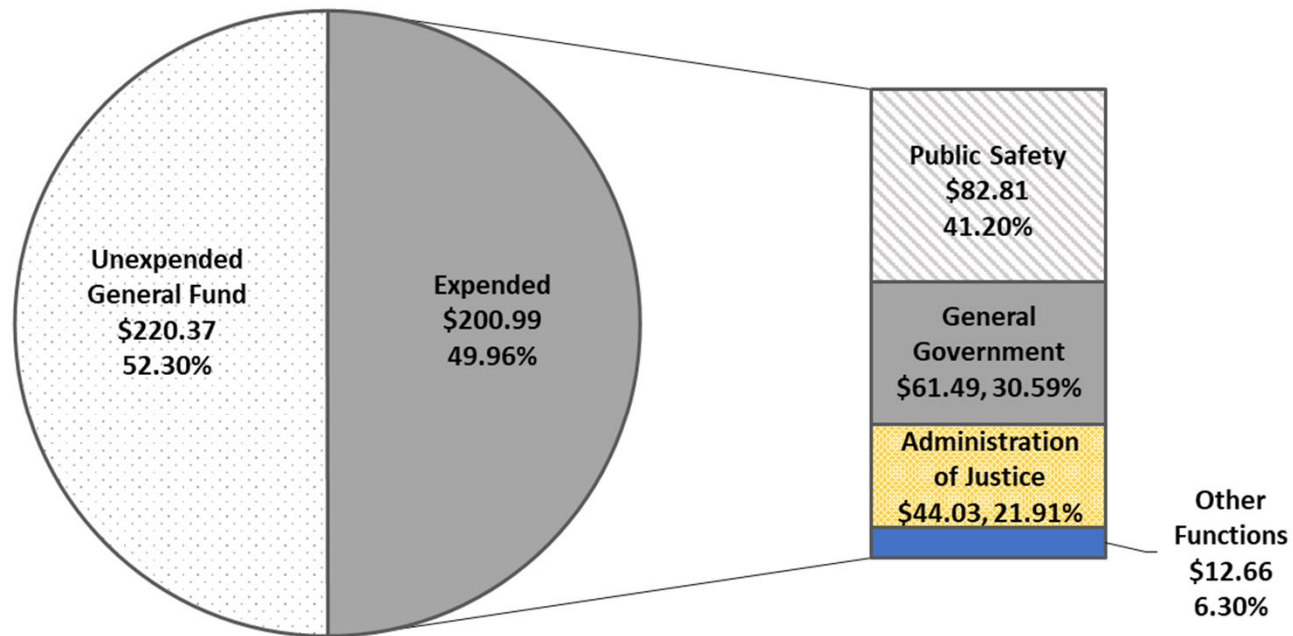
\*Note the FY2022 excludes \$19M for emergencies

# General Fund Expenditure Comparison

Function	FY 2022 Expenditures	FY 2021 Expenditures	Increase/(Decrease) Over Prior Year Acruals	% Change
General Government	\$61,488,254	\$51,027,240	\$10,461,014	20.50%
Adminstration of Justice	44,033,642	44,087,382	(53,740)	(0.12)%
Public Safety	82,809,810	78,234,647	4,575,163	5.85%
Health and Welfare	4,989,289	4,775,618	213,671	4.47%
Community Services	67,404	-	67,404	N/A
Resource Development	756,300	5,996,300	(5,239,999)	(87.39)%
Culture and Recreation	4,012,948	4,000,797	12,151	0.30%
Public Works	2,833,631	1,499,507	1,334,124	88.97%
<b>Total</b>	<b>\$200,991,278</b>	<b>\$189,621,491</b>	<b>\$11,369,787</b>	<b>6.00%</b>

# Percentage of General Fund Expended YTD

## \*Fiscal Year 2022



Amounts are in Millions

\*Note the FY2022 excludes \$19M for emergencies

# *Fund Balance*

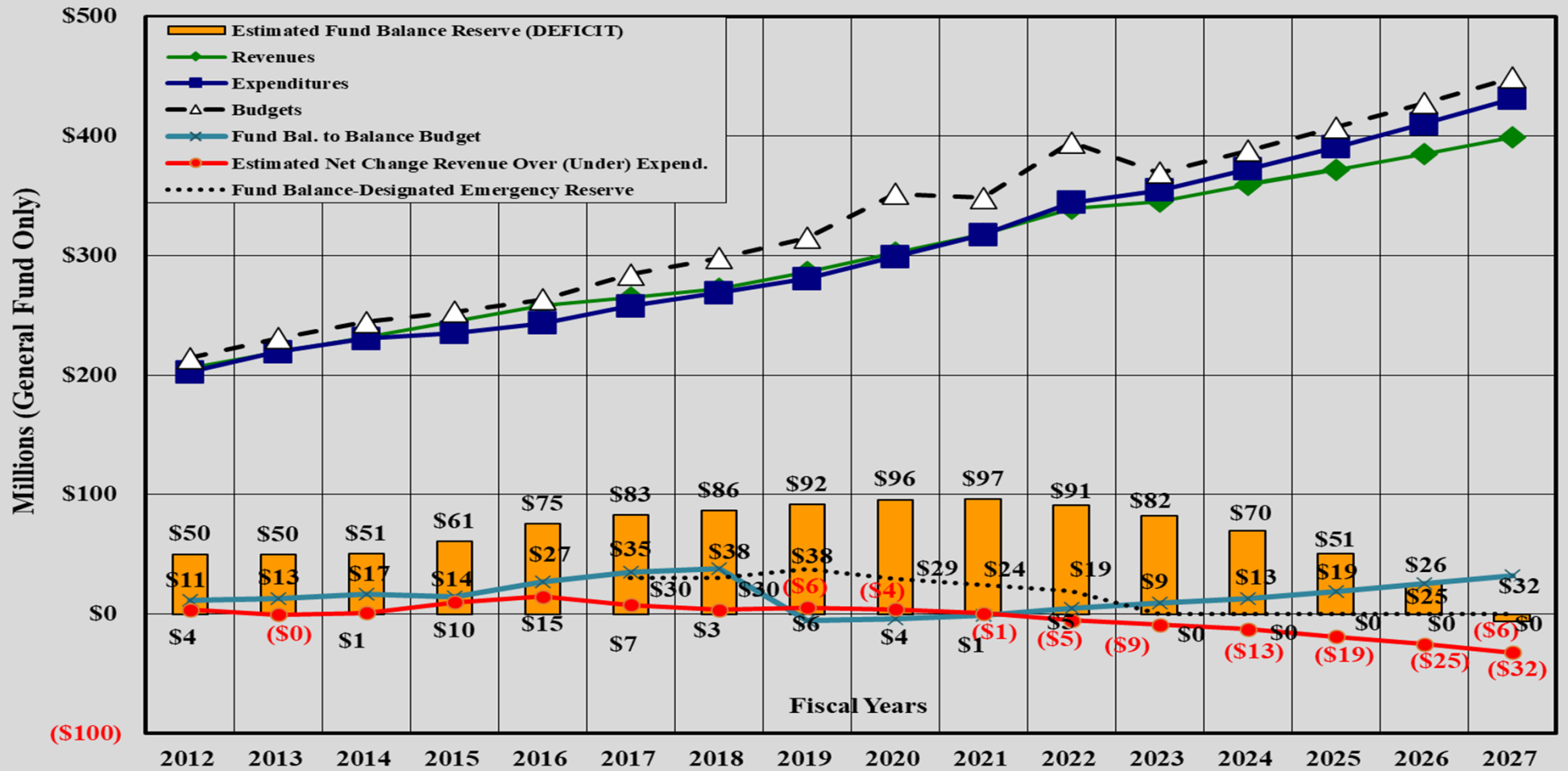




## County Auditor's Financial Forecast

### General Funds Historical and Projected Trends (Includes COVID-19 Impacts)

As of May 31, 2022, FM08, FY2022 (Unaudited)



(\$100)

# County of El Paso, Texas Interim Financial Reports for Fiscal Month Ended May 31, 2022

<b>Table of Contents</b>	<b>Section</b>
Spotlight on County Finances . . . . .	1
Unaudited Consolidated Balance Sheet . . . . .	2
Statement of Bonded Indebtedness . . . . .	3
Treasurer’s Schedules of Receipts and Disbursements . . . . .	4
Treasurer’s Schedules of Debts Due To and From the County . . . . .	5
Investment Portfolio . . . . .	6
Report of Appropriations . . . . .	7
Balance Sheet by Fund Type and Fund . . . . .	8
Revenues and Expenditures by Fund Type . . . . .	9
Schedule of Transfers In and Out . . . . .	10
Unaudited Condensed Financial Report . . . . .	11



*Questions?*

