




*Building on our legacy, illuminating innovation, succeeding beyond borders.
est. 1850*

REGIONAL TRANSIT STAKEHOLDER COORDINATION

*Planning & Development Department
County of El Paso Public Works*

*Commissioners Court Special Session
November 15, 2018*





PROPOSED IMPROVEMENTS TO TRANSIT SERVICE

- Texas A&M Transportation Institute Developed Six Scenarios
- Options 3, 5 & 6 Meet Following County Goals:
 - Add Flexible-Route Service to Currently Served Areas
 - New Routes & Changes in Routing
 - Improvements in Frequency & Hours of Service
 - Passengers Can Travel Either Direction on Routes
 - Improved Transfers between City/County



SCENARIO 3: FLEXIBLE-ROUTE LOCAL BUS AND RURAL DIAL-A-RIDE

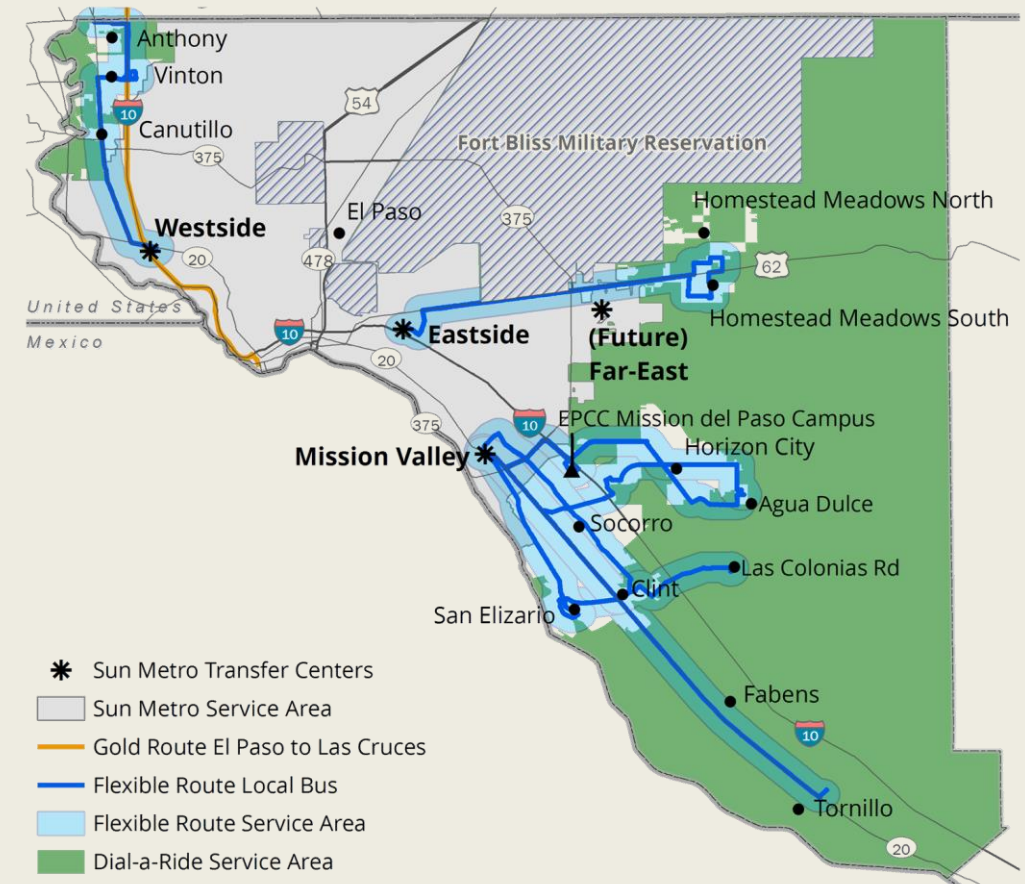
- **Annual Cost**
 - Operating: \$6.9 million
 - Capital: \$610,000
- **Performance Measures**
 - Annual passengers: 642,200
 - Passengers per hour: 5.1
 - Rural population with transit access: 100%
 - Urban population with transit access: 71%





SCENARIO 5: INCREASED FLEXIBLE-ROUTE LOCAL BUS AND RURAL DIAL-A-RIDE

- **Annual Cost**
 - Operating: \$7.7 million
 - Capital: \$880,000
- **Performance Measures**
 - Annual passengers: 794,500
 - Passengers per hour: 5.8
 - Rural population with transit access: 100%
 - Urban population with transit access: 84%






SCENARIO 6: INCREASED FLEXIBLE-ROUTE LOCAL BUS AND RURAL/URBAN DIAL-A-RIDE

- **Annual Cost**
 - Operating: \$8.0 million
 - Capital: \$910,000
- **Performance Measures**
 - Annual passengers: 806,700
 - Passengers per hour: 5.7
 - Rural population with transit access: 100%
 - Urban population with transit access: 100%






ANNUAL COST-SHARING MODEL: SCENARIO THREE

Agency	Annual Operating	Annual Capital	Local Funds Required
Anthony	\$154,798	\$19,713	\$76,268
Clint	\$192,537	\$24,519	\$94,862
Horizon City	\$92,577	\$11,790	\$45,612
San Elizario	\$157,990	\$20,120	\$77,840
Socorro	\$753,256	\$95,926	\$371,124
Vinton	\$50,077	\$6,377	\$24,672
<i>All Municipalities</i>	<i>\$1,401,235</i>	<i>\$178,445</i>	<i>\$690,378</i>
<i>County</i>	<i>\$3,388,765</i>	<i>\$431,555</i>	<i>\$1,669,621</i>
<i>Total Cost</i>	<i>\$4,790,000</i>	<i>\$610,000</i>	<i>\$2,359,999</i>

Source: Texas A&M Transportation Institute (2018)



ANNUAL COST-SHARING MODEL: SCENARIO FIVE

Agency	Annual Operating	Annual Capital	Local Funds Required
Anthony	\$161,684	\$25,544	\$89,986
Clint	\$259,285	\$40,964	\$144,306
Horizon City	\$245,532	\$38,791	\$136,652
San Elizario	\$158,698	\$25,073	\$88,324
Socorro	\$974,803	\$154,008	\$542,529
Vinton	\$52,795	\$8,341	\$29,383
<i>All Municipalities</i>	<i>\$1,852,797</i>	<i>\$292,721</i>	<i>\$1,031,180</i>
<i>County</i>	<i>\$3,717,203</i>	<i>\$587,278</i>	<i>\$2,068,820</i>
<i>Total Cost</i>	<i>\$5,570,000</i>	<i>\$879,999</i>	<i>\$3,100,000</i>

Source: Texas A&M Transportation Institute (2018)



ANNUAL COST-SHARING MODEL: SCENARIO SIX

Agency	Annual Operating	Annual Capital	Local Funds Required
Anthony	\$135,629	\$21,098	\$76,045
Clint	\$254,424	\$39,577	\$142,651
Horizon City	\$431,621	\$67,141	\$242,003
San Elizario	\$207,259	\$32,240	\$116,207
Socorro	\$992,865	\$154,446	\$556,683
Vinton	\$52,062	\$8,099	\$29,190
<i>All Municipalities</i>	<i>\$2,073,860</i>	<i>\$322,601</i>	<i>\$1,162,779</i>
<i>County</i>	<i>\$3,776,140</i>	<i>\$587,400</i>	<i>\$2,117,220</i>
<i>Total Cost</i>	<i>\$5,850,000</i>	<i>\$910,001</i>	<i>\$3,279,999</i>


Source: Texas A&M Transportation Institute (2018)



ANNUAL COST-SHARING MODEL: LOCAL FUND SUMMARY

Agency	Scenario 3	Scenario 5	Scenario 6
Anthony	\$76,268	\$89,986	\$76,045
Clint	\$94,862	\$144,306	\$142,651
Horizon City	\$45,612	\$136,652	\$242,003
San Elizario	\$77,840	\$88,324	\$116,207
Socorro	\$371,124	\$542,529	\$556,683
Vinton	\$24,672	\$29,383	\$29,190
<i>All Municipalities</i>	<i>\$690,378</i>	<i>\$1,031,180</i>	<i>\$1,162,779</i>
<i>County</i>	<i>\$1,669,621</i>	<i>\$2,068,820</i>	<i>\$2,117,220</i>
<i>Total Cost</i>	<i>\$2,359,999</i>	<i>\$3,100,000</i>	<i>\$3,279,999</i>

Source: Texas A&M Transportation Institute (2018)



CREATING A LOCAL GOVERNMENT CORPORATION

Local Government(s) Adopt Resolution Supporting
Formation of Local Government Corporation



Texas Secretary of State Approves LGC, Issues Certification of Corporation




LGC Names Board of Directors, in Accordance with Adopted Bylaws,
Comprised of Participating Local Government(s)



Via Interlocal Agreement, County Contracts LGC to Operate Transit Service



LGC Collects Revenue from Participating Local Governments and
Subcontracts Operation of Transit Service to City of El Paso (Sun Metro)



FEEDBACK RECEIVED TO DATE & NEXT STEPS

- Three City Council Presentations
 - Socorro-Scenario 3, Requested Express Route to Downtown
 - Horizon City-Scenario 6, Requested Express Route to City Center
 - Anthony-Current Service, Requested Installation of Bus Stops
- December 2018
 - Final Presentation Summarizing All Feedback
 - Court Adopts Resolution Supporting Creation of LGC Spring 2019
 - Partner Agencies Adopt Resolution Supporting Creation of LGC Texas Secretary of State Issues Articles of Incorporation for LGC
 - Board is Seated for the LGC Summer 2019
 - Funding Agreements Adopted Between LGC and Partner Agencies
 - Interlocal Agreement Adopted Between LGC and Sun Metro for Service
- October 1, 2010
 - Funding is Dedicated to LGC from Partner Agencies (per funding agreements)
 - Funding is Directed from LGC to Sun Metro for Service Delivery
 - Sun Metro Regional Transit Service Launches



*Building on our legacy, illuminating innovation, succeeding beyond borders.
est. 1850*

QUESTIONS?

PRIDE = Professional • Results • Innovation • Dedication • Ethical